

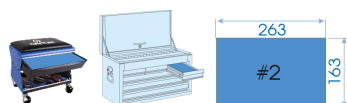
92548CR




















1/4" Steckschlüssel- und Zubehörmodul-Satz, metrisch und in Zoll - 48 tlg.

Einlage leer : 8492548CR
 L x B Abmessungen (mm) : 163x263
 Gewicht (Kg) : 1.3

■ #2



		Series	Content
		1/4"	2235M 4 , 5 , 5.5 , 6 , 7 , 8 , 9 , 10 , 11 , 12 , 13
		1/4"	2235S 5/32 , 3/16 , 7/32 , 1/4 , 9/32 , 5/16 , 11/32 , 3/8 , 7/16 , 1/2
		1/4"	2335M 4 , 4.5 , 5 , 5.5 , 6 , 7 , 8 , 9 , 10 , 11 , 12 , 13
		1/4"	2335S 5/32 , 3/16 , 7/32 , 1/4 , 9/32 , 5/16 , 11/32 , 3/8 , 7/16 , 1/2
			2779G 277955G
			2221 222102, 222104 (55, 100 mm)
			2813 2813
			2792 2792



KING TONY

Enjoy your work