











## 4501MR



**M** 1/2" Steckschlüssel-Set, metrisch, mit  
Zubehör - 15 tlg.

Gewicht (Kg) : 3.4  
Abmessungen L x B x H (mm) : 392x90x50

- Metallkiste
- 6-Kant Steckschlüssel
- Ratsche mit 11° Rückschwenkwinkel

		Series	Content
			4335M 8 ,10 ,11 , 12 , 13 , 14 , 17 , 19 , 21 , 22 , 24 , 27
			4251 425105
			4452F 375 mm
			4779F 477910F