

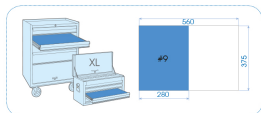
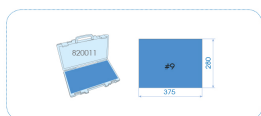
## 990221MRE01












**M** Inbusschlüssel-Sets, Einmaulschlüssel verstellbar, Bandschlüssel und Brechstange, EVAWAVE - 21 tlg.

Gewicht (Kg) : 1.93

■ #9 (280 x 375 mm)



	Series	Content
 	20409PR	T10, T15, T20, T25, T27, T30, T40, T45, T50
  	20109MR	H1.5 , H2 , H2.5 , H3 , H4 , H5 , H6 , H8 , H10
	3611R	361115
	3206	320670
	9TK1	9TK112