

951164MRE2



M

Modularer Werkstattwagen mit Werkzeugsortiment - 163 tlg.

- Ideal für flexible und mobile Arbeitsplätze!



Series

Content






















874516BA

874516BA




975560MRE


			4335M	10, 11, 12, 13, 14, 15, 16, 17, 18, 19, 21, 22, 23, 24, 27, 30, 32
			4375M	E8, E10, E12, E14, E16, E18, E20, E22, E24
			4235M	8, 9, 10, 11, 12, 13, 14, 15, 16, 17, 18, 19
			2335M	5.5, 6, 7, 8, 9, 10, 11, 12, 13, 14


			2755G	275555G
			4755G	475510G
			2178DF	2178DF
			2223	222302, 222304
			4251	425105, 425110
			2792	2792
			4791	4791
		 	2813	2813
		 	4813	4813
			2571	257145
 995156MRE				
			4033	T20, T25, T27, T30, T40, T50, T55, T60, T70
			4035	H4, H5, H6, H7, H8, H10, H12, H14, H17, H19
			1147R	T10H, T15H, T20H, T25H, T27H, T30H, T40H, T45H, T50H
	 		1120MR	H1.5, H2, H2.5, H3, H4, H5, H6, H7, H8
			1025P	PH1, PH2, PH3
			1025Z	PZ1, PZ2
			1025T	T10, T15, T20, T25, T27, T30, T40
			1025H	H3, H4, H5, H6
		 	2142	2142




995127MRE1

	1062	6, 7, 8, 9, 10, 11, 12, 13, 14, 15, 16, 17, 18, 19, 20, 21, 22, 23, 24
--	------	--

	78210S	7821300S
--	--------	----------



	761	Ø4
--	-----	----



	764	Ø3, Ø4, Ø5, Ø6
--	-----	----------------

	762	17, 20
--	-----	--------




935113MRE

		1462	12x250
--	---	------	--------



		1422	3x75, 4x100, 5.5x125, 6.5x38, 6.5x150, 8x175, 10x200
--	---	------	--



		1421	PH1x80, PH2x38, PH2x100, PH3x150
--	---	------	----------------------------------



	2121	212118
--	------	--------







945008GPE

		6517C	651710C
--	---	-------	---------

		6111	611108
--	---	------	--------

		6211	621106
--	---	------	--------

		6311	631106
--	---	------	--------

		68SB	68SB07
--	---	------	--------





KING TONY

Enjoy your work



68SS

68SS07



67HS

67HS07



67HB

67HB07