

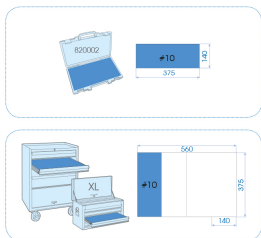
990135MRE








M Doppel-Rohrschlüssel und
Inbusschlüssel-Sets, EVAWAVE - 15
tlg.

Gewicht (Kg) : 1.27

■ #10 (140 x 375 mm)



		Series	Content
		1930	8x10, 10x12, 11x13, 12x14, 17x19, 19x22
		1120MR	H1.5, H2, H2.5, H3, H4, H5, H6, H8, H10