

99004MRE




















1/4" - 3/8" und 1/2" Steckschlüsselset mit Zubehör, EVAWAVE - 95 tlg.

Gewicht (Kg) : 8.1

■ #6 (560 x 375 mm)



































		Series	Content
		1/4"	2235M 4, 4.5, 5, 5.5, 6, 7, 8, 9, 10, 11, 12, 13
		3/8"	3635 16, 21
		3/8"	36A0 14
		1/4"	2335M 4, 4.5, 5, 5.5, 6, 7, 8, 9, 10, 11, 12, 13
		3/8"	3330M 10,11,12,13,14,15,16,17,18,19
		1/2"	4330M 10, 12, 13, 14, 15, 16, 17, 18, 19, 20, 21, 22, 23, 24, 27, 28, 30, 32
		1/2"	4230M 10, 13, 17, 18, 19, 21, 22, 24
		3/8"	3025 H3, H4, H5, H6, H8, H10, H12



KING TONY

Enjoy your work

			3023	T10, T15, T20, T25, T27, T30, T40, T45, T50
			2771G	277155G
			3771G	377108G
			4771G	477110GR
			3221	3", 10"
			2221	2", 4"
			4251	5", 10"
	 		2813	2813
			4791	4791R
			2792	2792
			3792	3792
	 		3812	3812
	 		4813	4813
			4462F	446218F