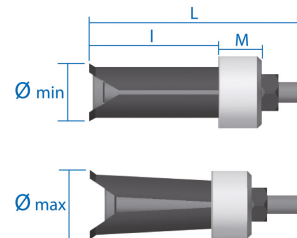





## 9BE4300

### Extractor de pinzas



- Para una extracción interior
- Masa de inercia 9BA4390 y guillotina 9BA4392



	ø D mínimo (mm)	ø D máximo (mm)	M (mm)	L (mm)	l (mm)	Roscado	Pinza sola	Peso (g)
9BE4305	5	7	Monobloc	80	27	1/2" - 20h	9BE250005	80
9BE4308	8	11	Monobloc	90	40	1/2" - 20h	9BE251005	90
9BE4312	12	14	26	134	46	1/2" - 20h	9BE431205	270
9BE4315	15	19	26	122	64	1/2" - 20h	9BE431505	270
9BE4320	20	24	26	127	65	1/2" - 20h	9BE432005	320
9BE4325		25	29	26	123	65	1/2" - 20h	9BE432505
9BE4330	30	37	26	126	65	1/2" - 20h	9BE433005	420
9BE4338	38	46	26	126	65	1/2" - 20h	9BE433805	550
9BE4347	47	54	39	175	88	1/2" - 20h	9BE434705	1320
9BE4355	55	64	39	175	89	1/2" - 20h	9BE435505	1580
9BE4365	65	76	39	175	89	1/2" - 20h	9BE436505	1950



**KING TONY**

*Enjoy your work*