


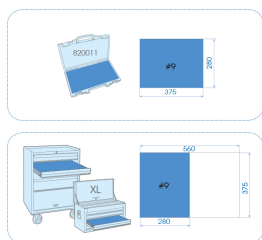
94539MRE
















M Bandeja EVAWAVE de vasos largos y vasos con punta 1/2" - 39 piezas

Peso (kg) : 5.26

■ #9 (280 x 375 mm)



		Series	Content
		1/2"	4235M 10, 13, 16, 17, 18, 19, 21, 22, 24
		1/2"	4023 T20, T25, T27, T30, T40, T45, T50, T55, T60
		1/2"	4025 H4, H5, H6, H7, H8, H10, H12, H14, H17, H19
		1/2"	4026 M8, M10, M12, M14
		1/2"	4033 T30, T40, T45, T50
		1/2"	4035 H5, H6, H8