

94537MRV


















M Plateau EVAWAVE de douilles et accessoires 1/2" métriques - 37 pièces

Contenant vide : EF4537

- #9 (280 x 375 mm)



		Series	Content
		1/2"	4335M 8, 10, 11, 12, 13, 14, 15, 16, 17, 18, 19, 20, 21, 22, 23, 24, 26, 27, 28, 30, 32
		1/2"	4375M E10, E12, E14, E16, E18, E20, E22, E24
		1/2"	4293 429302
		1/2"	4251 425105R, 425110R
		1/2"	4791 4791
		1/2"	4635 463014RC 463516M, 463521R
		1/2"	4779G 477910G



KING TONY

Enjoy your work