
























## 990243MRE










### Plateau EVAWAVE de clés mâles, embouts et accessoires - 43 pièces

Poids (kg) : 1.42

■ #0 (460 x 105 mm)



	Series		Content	
			4572	457212
			4251	250
			753	75363
			770	770225
	 		1120MR	H1.5, H2, H2.5, H3, H4, H5, H6, H8, H10
			1025H	3, 4, 5, 6 mm
			1025P	PH1, PH2, PH2, PH3
			1025S	3, 4, 5, 6

			1025Z	PZ1, PZ2, PZ2, PZ3
			1025T	T10, T15, T20, T25, T27, T30, T40
			1025U	T10H, T15H, T20H, T25H, T27H, T30H, T40H