

97392MRE01

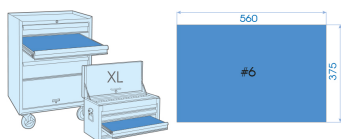





















M Plateau EVAWAVE de douilles et accessoires 1/4" et 1/2" - 92 pièces
















































Dimensions L x l (mm) : 560x375

Poids (kg) : 8.8

- #6
- Serie de 5,5 à 32 mm
- Embouts 1/4"



|  | | Series | Content |
|---|---|---|--|
|  |  |  | 2335M 5.5 , 6 , 7 , 8 , 9 , 10 , 11 , 12 , 13 , 14 |
|  |  | | 2771G 277155G |
|  |  | | 2745 2745 |
|  |  | | 2221 222102, 222104 (55, 100 mm) |
|  |  | | 2571 257145 |
|  |   | | 2142 2142 |
|  |  | | 213312DF 213312DF |
|  |  | | 2178DF 2178DF |

| | | | | |
|---|---|---|-------|---|
|  |  | | 2792 | 2792 |
|  |  |  | 4335M | 10 , 11 , 12 , 13 , 14 , 15 , 16 , 17 , 18 , 19 , 21 , 22 , 24 , 27 , 30 , 32 |
|  |  |  | 4235M | 8 , 9 , 10 , 12 , 13 , 14 , 15 , 16 , 17 , 18 , 19 |
|  |  |  | 4375M | E10 , E12 , E14 , E16 , E18 |
|  |  |  | 4035 | H6 , H8 , H10 |
|  |  |  | 4033 | T30 , T40 , T50 , T55 |
|  |  |  | 4049 | M8 , M9 , M10 , M12 |
|  |  |  | 4026 | M14 |
|  |  |  | 4036 | M8 , M10 , M12 |
|  |  |  | 402B | M16 , M18 |
|  |  | | 4771G | 477110G |
|  |  | | 4251 | 425105 , 425110 (125 , 250 mm) |
|  |  | | 4791 | 4791 |
|  |  |  | 1025P | PH1 , PH2 , PH3 |
|  |  |  | 1025Z | PZ1 , PZ2 , PZ3 |
|  |  |  | 1025H | H3 , H4 , H5 , H6 |
|  |  |  | 1025U | T7H , T8H , T9H , T10H , T15H , T20H , T25H , T27H , T30H , T40H |