

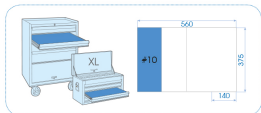
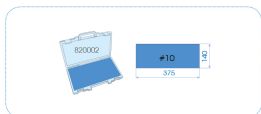
94401MPV










M Plateau EVAWAVE de douilles à chocs 1/2" - 11 pièces

Poids (kg) : 2.23

■ #10 (140 x 375 mm)



		Series		Content
		1/2"	4535M	17, 19, 32, 34, 36
		1/2"	4415M	17, 19, 21
			4945M	17, 19, 21 mm