

























7503MR01



M Coffret de douilles 1/4" et 1/2" métriques avec accessoires - 103 pièces



























Dimensions L x l x h (mm) : 422x360x110
 Poids (kg) : 9.24

		Series		Content
		1/4"	2335M	4, 4.5, 5, 5.5, 6, 7, 8, 9, 10
		1/4"	2375M	E4, E5, E6, E7, E8, E10
		1/2"	4335M	8, 9, 10, 11, 12, 13, 14, 15, 16, 17, 18, 19, 20, 21, 22, 23, 24, 27, 30, 32
		1/2"	4635	16, 20.8
		1/2"	4375M	11, 12, 14, 16, 18
		1062		8, 10, 11, 12, 13, 14, 15, 16, 17, 18, 19, 21, 22, 24
			1930	8 x 10, 11 x 13, 12 x 14, 17 x 19
		1/4"	1025H	H2, H2.5, H3, H4, H5, H6, H7, H8, H10
		1/4"	1025M	M4, M5, M6, M8, M10
		1/4"	1025T	T15, T20, T25, T27, T30, T40, T45, T50
			1421	PH1 x 80, PH2 x 100
			1422	5.5 x 125, 6.5 x 150
			4771G	477110G



KING TONY

Enjoy your work

			
		2771G	277155G
		6111	611107
		2178DF	2178DF
		3611R	361108
		2221	75, 150 mm
		2571	257145
		4572	457210
		4251	125, 250 mm
		2792	2792
		4791	4791
		4223	50 mm
		212826	212826
		2141*	2141