

934016MED5



M Composition EVAWAVE pour servante - 157 pièces

Poids (kg) : 22.9



92529MRE



2335M

4, 4.5, 5, 5.5, 6, 7, 8, 9, 10, 11, 13, 14



2235M

4, 5, 5.5, 6, 7, 8, 9, 10, 11, 13, 14



2755G

275555G



2221

222102, 222104 (55, 100 mm)



2792

2792



2142

2142



2813

2813

























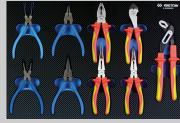
94138PRE



4033

T20, T25, T27, T30, T40, T45, T50, T55, T60

			4035	H4, H5, H6, H7, H8, H10, H12, H14, H17
 94333MRE				
			4335M	8, 9, 10, 11, 12, 13, 14, 15, 16, 17, 18, 19, 20, 21, 22, 23, 24, 25, 26, 27, 28, 29, 30, 32
			4572	457212 (300 mm)
			4755G	475510G
			4452F	445215F (375 mm)
			4791	4791
			4251	75, 125, 250 mm
			4635	16, 20.8 mm
 990223MRE  990319PRE				
			1422	3 x 75, 4 x 100, 5.5 x 125, 6.5 x 150, 8 x 175
			1427	T10H x 75, T15H x 75, T20H x 100, T25H x 100, T27H x 100, T30H x 125, T40H x 150
			1421	PH0 x 60
			1428	PZ1x100, PZ3x150
			762G	22
			764G	ø4, ø5, ø6

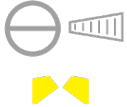


940209GPE



6516A

651610A



6336A

633608A



6318A

631808A



68SS

68SS07



68HB

68HB07



68HS

68HS07



68SB

68SB07



6116A

611607A



6236A

623607A



990226MRE1



1062

22, 24, 27, 29, 30, 32



1130M

H1.5, H2, H2.5, H3, H4, H5, H6, H8, H10



1127R

T10H, T15H, T20H, T25H, T27H, T30H, T40H, T45H, T50H



6011R

601110R



78210S

7821800S