

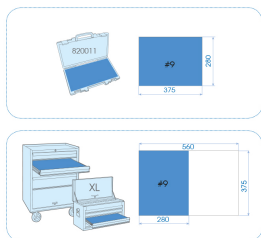
991190CRE













































M S Plateau EVAWAVE de clés mâles, embouts et accessoires - 90 pièces

Poids (kg) : 2.22

■ #9 (280 x 375 mm)



	Series		Content
	 	276A	276A04G
	10D0		10,12,13,14,17,18,19
	3611R		361106R, 361108R
	 	1130M	(20107MR01) H2.5 , H3 , H4 , H5 , H6 , H8 , H10
		1147R	(20407PR) T10H , T15H , T20H , T25H , T27H , T30H , T40H
	 	1130S	(20107SR) 3/32" , 1/8" , 5/32" , 3/16" , 1/4" , 5/16" , 3/8"
	 	753	75363
	 	770	770225

		 1/4"	1025H	H3, H4, H5, H6
		 1/4"	1025P	PH1, PH2 x 2, PH3
		 1/4"	1025R	RB2
		 1/4"	1025S	3.0, 4.0, 5.0, 6.0
		 1/4"	1025T	T10, T15, T20, T25, T27, T30, T40
		 1/4"	1025U	T10H, T15H, T20H, T25H, T27H, T30H, T40H
		 1/4"	1025Z	PZ1, PZ2 x 2, PZ3
		77328		0.0015" ~ 0.025" (7732826)