

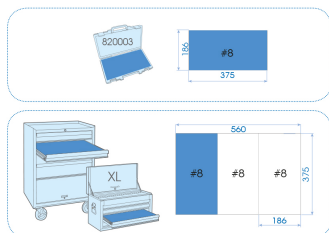
92550MRV


















M Plateau EVAWAVE de douilles 1/4" métriques et accessoires - 50 pièces

Poids (kg) : 1.37

■ #8 (375 x 187 mm)



		Series	Content
		1/4"	2335M 4, 4.5, 5, 5.5, 6, 7, 8, 9, 10, 11, 12, 13, 14
		1/4"	2375M E4, E5, E6, E7, E8
		1/4"	2031 PH1, PH2, PH3, PH4
		1/4"	2032 4, 5.5, 6.5, 8, 10
		1/4"	2033 T8, T9, T10, T15, T20, T25, T27, T30, T40
		1/4"	2035 H3, H4, H5, H6, H7, H8, H10
	1/4"	2221	55 mm
	1/4"	2293	100, 150 mm



KING TONY

Enjoy your work



1/4"

2178DF

2178DF



1/4"

2571

257145



1/4"

2771G

277155G



1/4"

2792

2792