

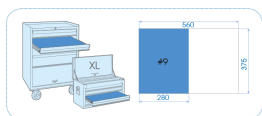
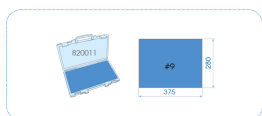
97560MRV01


























M Plateau EVAWAVE de douilles et accessoires métriques 1/4" et 1/2" - 60 pièces

Poids (kg) : 6.24

■ #9 (280 x 375 mm)























		Series	Content
		 1/4"	2335M 4, 5, 5.5, 6, 7, 8, 9, 10, 11, 12, 13, 14
		 1/2"	4335M 10, 11, 13, 14, 15, 16, 17, 18, 19, 20, 21, 22, 24, 27, 30, 32
		 1/4"	1025P PH0, PH1, PH2, PH3
		 1/4"	1025U T10H, T15H, T20H, T25H, T27H, T30H, T40H
		 1/4"	1025S 3, 4.5, 5, 6.5, 8
	 1/4"	2223	02, 04
		 1/4"	1025Z PZ1, PZ2, PZ3
	 1/2"	4251	5", 10"



KING TONY

Enjoy your work

		213312DF	213312DF
		2745	2745
	 	276A	276A04G
		2792	2792
		4791	4791R
	 	2813	2813
		4452F	445215FR
		4572	457212
		4771G	477110GR