

































## 991190CRV













**M S** Plateau EVAWAVE de clés mâles, embouts et accessoires - 90 pièces

Poids (kg) : 2.22

■ #9 (280 x 375 mm)

	Series		Content
	 	276A	276A04G
		10D0	10,12,13,14,17,18,19
		3611R	361106R, 361108R
	 	1130M	(20107MR01) H2.5, H3, H4, H5, H6, H8, H10
		1147R	(20407PR) T10H, T15H, T20H, T25H, T27H, T30H, T40H
	 	1130S	(20107SR) 3/32", 1/8", 5/32", 3/16", 1/4", 5/16", 3/8"
	 	753	75363
	 	770	770225
	 	1025H	H3, H4, H5, H6
	 	1025P	PH1, PH2 x 2, PH3
	 	1025R	RB2
	 	1025S	3.0, 4.0, 5.0, 6.0
		1025T	T10, T15, T20, T25, T27, T30, T40

		 1/4"		
		 1/4"	1025U	T10H, T15H, T20H, T25H, T27H, T30H, T40H
		 1/4"	1025Z	PZ1, PZ2 x 2, PZ3
			77328	0.0015" ~ 0.025" (7732826)