

## 4532MRE10





















**M** Coffret de douilles 1/2" 6 pans métriques et accessoires - 32 pièces

Poids (kg) : 6.34  
 Coffret vide : 820011K (422 x 372 x 92 mm)

■ EVA #9 (375x280mm)



		Series	Content
		 1/2"	4335M 8, 9, 10, 11, 12, 13, 14, 15, 16, 17, 18, 19, 20, 21, 22, 23, 24
		 1/2"	4235M 10, 13, 16, 17, 18, 19, 21, 22, 24
	 1/2"	4773GS	477310GS
	 1/2"	4791	4791
	 1/2"	4572	457212 (300 mm)
	 1/2"	4251	425105 (125 mm), 425110 (250 mm)
	 1/2"	4453F	445315F (375 mm)
		820011K	820011K



**KING TONY**

*Enjoy your work*