


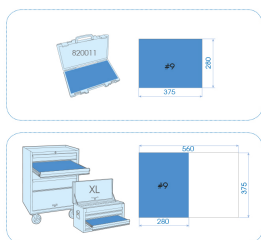
94539MRE















M Plateau EVAWAVE de douilles longues et douilles tournevis 1/2" - 39 pièces

Poids (kg) : 5.26

■ #9 (280 x 375 mm)



| KING TONY | | Series | Content |
|---|---|--------|--|
|  |  | 1/2" | 4235M 10, 13, 16, 17, 18, 19, 21, 22, 24 |
|  |  | 1/2" | 4023 T20, T25, T27, T30, T40, T45, T50, T55, T60 |
|  |  | 1/2" | 4025 H4, H5, H6, H7, H8, H10, H12, H14, H17, H19 |
|  |  | 1/2" | 4026 M8, M10, M12, M14 |
|  |  | 1/2" | 4033 T30, T40, T45, T50 |
|  |  | 1/2" | 4035 H5, H6, H8 |