

94333MR

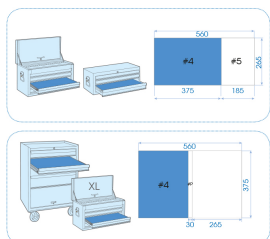

















M 1/2" metric socket and accessory module set - 33pcs

LxW Dimensions (mm) : 375x265

Weight (kg) : 5.4

■ #4



		Series	Content
		1/2"	4335M 8 - 9 - 10 - 11 - 12 - 13 - 14 - 15 - 16 - 17 - 18 - 19 - 20 - 21 - 22 - 23 - 24 - 25 - 26 - 27 - 28 - 29 - 30 - 32
		1/2"	4572 300mm
		1/2"	4755G 475510G
		1/2"	4452F 375mm
		1/2"	4791 4791
		1/2"	4251 75mm, 125mm, 250mm
		1/2"	4635 16-20,8



KING TONY

Enjoy your work