

4501MR













M

1/2" Metric socket set with accessories - 15 pcs

Weight (kg) : 3.4
 Dimensions L x W x H (mm) : 392x90x50

- Metal box
- 6-point sockets
- Ratchet with 11° take-up angle

		Series		Content
			4335M	8 ,10 ,11 , 12 , 13 , 14 , 17 , 19 , 21 , 22 , 24 , 27
			4251	425105
			4452F	375 mm
			4779F	477910F