

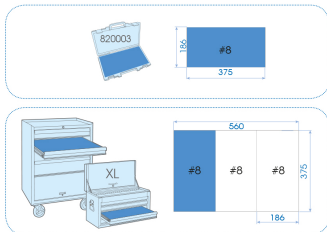
4321MRE
















M 1/2" socket set with accessories - 21 pcs

Empty box : 820003K
 Empty EVAWAVE : EF4321
 Dimensions L x W x H (mm) : 389 x 230 x 66
 Weight (kg) : 4.5

- Special heavy-duty patented adjustable handle
- Ratchet with 11° take-up angle
- Metric
- 6-point sockets
- 820003K Handy case
- EVA #8 (375 x 186 mm)



KING TONY		Series	Content
		1/2"	4335M 10, 11, 12, 13, 14, 15, 16, 17, 18, 19, 21, 22, 24, 27, 30, 32
		1/2"	4779B 477910B
		1/2"	4121G 412111G
		1/2"	4791 4791
		1/2"	4251 250 mm
		1/2"	4583 315 mm
		820003K	820003K