











4422MP01



M Tool box set impact socket 1/2" metric and accessories - 22 pcs

Dimensions L x W x H (mm) : 440x160x145
 Weight (kg) : 7.3

- Tool box 87402B
- 6 point sockets

		Series		Content
		1/2"	4535M	8, 9, 10, 11, 12, 13, 14, 16, 17, 18, 19, 21, 22, 23, 24, 27, 30, 32
		3/4" 1/2"	4866P	
		1/2"	4797*	4797
		1/2"	4147	5/16"
		87A03AUS		87A03AUS