

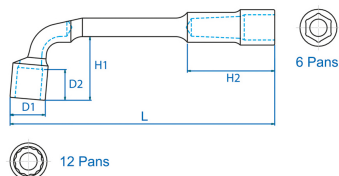
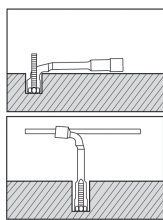
1080


M 12x6 Point Metric Angled Socket Wrench

ISO 2236



- Metric
- 12x6 Points
- Deep recess (value H2)
- easily fits over protruding studs
- Satin chrome finish



	Size (mm)	D1 (mm)	D2 (mm)	H1 (mm)	H2 (mm)	L (mm)	Weight (g)
108006	6	10	7	15	29	110	55
108007	7	11,5	8	15	30	114	60
108008	8	12,5	10	20	32	120	62
108009	9	14	10	20	33	125	65
108010	10	15	11	20	35	131	100
108011	11	16,5	12	20	37	137	115
108012	12	17,5	12	25	40	144	155
108013	13	19	14	25	47	152.5	180
108014	14	20	14	30	48	160	185
108015	15	21,5	15	35	50	174	210
108016	16	22,5	17	35	54	185	285
108017	17	24	18	35	56	197	315
108018	18	25	19,5	40	58	211	370



KING TONY

Enjoy your work

108019	19	26,5	20,5	40	62	218	425
108020	20	27,5	21,5	45	63	222	445
108021	21	29	23,5	45	65	231	495
108022	22	30	23,5	45	67	247	530
108023	23	31,5	24,5	45	74	255	610
108024	24	32,5	24,5	45	77	266	670
108025	25	34	24,5	50	79	278	780
108026	26	35	25,5	50	80	289	805
108027	27	36,5	27,5	55	84	299	975
108028	28	37,5	27,5	55	86	310	1005
108029	29	39	28,5	65	90	319	1060
108030	30	40	28,5	65	93	332	1290
108032	32	42,5	28,5	65	95	353	1410