

1081

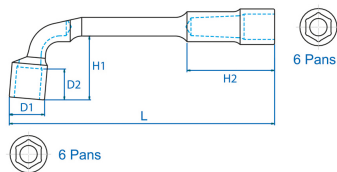
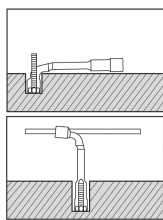



6x6 Point Metric Angled Socket Wrench

ISO 2236



- Metric
- 6x6 Points
- Deep recess (value H2)
- easily fits over protruding studs
- Satin chrome finish



	Size (mm)	D1 (mm)	D2 (mm)	H1 (mm)	H2 (mm)	l (mm)	Weight (g)
108106	6	10	7	15	29	105	55
108107	7	11,5	8	15	30	110	60
108108	8	12,5	10	20	32	120	62
108109	9	14	10	20	33	125	65
108110	10	15	11	20	35	130	100
108111	11	16,5	12	20	37	135	115
108112	12	17,5	12	25	40	140	155
108113	13	19	14	25	47	150	180
108114	14	20	14	30	48	160	185
108115	15	21,5	15	35	50	170	210
108116	16	22,5	17	35	54	185	285
108117	17	24	18	35	56	195	315
108118	18	25	19,5	40	58	210	370



KING TONY

Enjoy your work

108119	19	26,5	20,5	40	62	215	425
108120	20	27,5	21,5	45	63	220	445
108121	21	29	23,5	45	65	230	495
108122	22	30	23,5	45	67	245	530
108123	23	31,5	24,5	45	74	255	610
108124	24	32,5	24,5	45	77	265	670
108125	25	34	24,5	50	79	275	780
108126	26	35	25,5	50	80	285	805
108127	27	36,5	27,5	55	84	295	975
108128	28	37,5	27,5	55	86	315	1005
108129	29	39	28,5	65	90	320	1060
108130	30	40	28,5	65	93	330	1290
108132	32	42,5	28,5	65	95	355	1410