

## 9BE5010KI

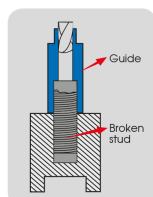


### Srew extractor set - 25 pcs

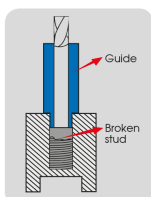
Weight (kg) : 0.707

Note : Reversible guides with one end for external extraction, and the other end for internal extraction

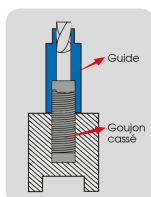
- For internal and external pulling
- 10PC. External guides from M5 to M14, internal guides from M6 to M16
- 5PC. Left threaded drill bits 4, 5, 6, 7.5, 8.5 mm
- 5PC. Pulling pins 4, 5, 6, 7.5, 8.5 mm
- 5PC. Hex adaptors for pins : 4, 5, 6, 7.5, 8.5 mm



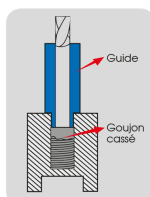
• external pulling



• internal pulling



• extraction extérieure



• extraction intérieure



9BE5010KI

Weight (g)

707