










31520MR

Screwdriver display - 120 pcs

Display dimensions (empty) (mm) : 725 x 265 x 240



|  | Series | Content |
|---|---|--|
|  |  | 1421 PH0x60, PH1x100, PH2x38, PH2x100, PH2x150, PH3x150 (x6) |
|  |  | 1422 3x75, 4x100, 5x100, 5.5x100, 5.5x150, 6.5x38, 6.5x100, 8x200 (x6) |
|  |  | 1461 PH1x75, PH2x100, PH3x150 (x6) |
|  |  | 1462 5.5x100, 6.5x150, 8x175 (x6) |