

## 45VE01MRV















### **M** 1/2" insulated socket set - 16 Pcs

IEC 60900

Dimensions L x W x H (mm) : 389 x 229 x 66 mm

Weight (kg) : 3.22

		Series		Content
			4335VE	8, 10, 12, 13, 14, 17, 19, 21, 22, 24
			4025VE	H8, H10
			4251VE	125, 250 mm
			4771VE	4771VE10
			4178VE	4178VE08