

## 97582MRE




















































**M** EVAWAVE inlegtray met ¼ doppen en accessoires, slagschroevendraaier en bitsen - 82 stuks

Weight (kg) : 2.27

■ #9 (280 x 375 mm)



|  |   | Series | Content  |
|---|---|--------|--|
|  |  | 1/4"   | 2335M 4, 4.5, 5, 5.5, 6, 7, 8, 9, 10, 11, 12, 13 |
|  |  | 1/4"   | 2375M 4, 5, 6, 7, 8                              |
|  | 1/4"  | 2755G  | 275555G  |
|  | 1/4"  | 2571   | 257145   |
|  | 1/4"  | 2452   | 245205F  |
|  | 1/4"  | 2177DF | 2177DF   |
|  | 1/4"  | 2221   | 222102, 222104                                   |
|  | 1/4"  | 2792   | 2792   |

|   |   |   |       |   |
|---|---|---|-------|---|
|    |  1/2"  |   | 4112* | 4112  |
|    |  1/4"  1/4" |   | 2142  | 2142  |
|    |    |  1/4"    | 1025P | PH1, PH2, PH3   |
|    |    |  1/4"    | 1025Z | PZ1, PZ2, PZ3   |
|    |    |  1/4"    | 1025H | 3, 4, 5, 6  |
|    |    |  1/4"    | 1025U | T7H, T8H, T9H, T10H, T15H, T20H, T25H, T27H, T30H, T40H |
|    |    |  5/16"   | 1832H | H3, H4, H5, H6, H7, H8, H10, H12                        |
|    |    |  5/16"   | 1832T | T15, T20, T25, T27, T30, T40, T45, T50                  |
|    |    |  10mm    | 1636H | H5, H6, H7, H8, H10, H12                                |
|  |   |  10mm  | 1636T | T30, T40, T45, T50, T55, T60                            |
|  |    |  10mm  | 1636M | M6, M8, M10, M12  |
|  |    |  5/16" | 1836S | 11 x 2.0, 9 x 1.6                                       |
|  |    |  5/16" | 1836P | PH2, PH3  |