

























# 7503MR01



**M** 1/4" and 1/2" metric set with accessories - 103 pcs




























Dimensions L x W x H (mm) : 422x360x110  
 Weight (kg) : 9.24

		Series		Content
		1/4"	2335M	4, 4.5, 5, 5.5, 6, 7, 8, 9, 10
		1/4"	2375M	E4, E5, E6, E7, E8, E10
		1/2"	4335M	8, 9, 10, 11, 12, 13, 14, 15, 16, 17, 18, 19, 20, 21, 22, 23, 24, 27, 30, 32
		1/2"	4635	16 , 20.8
		1/2"	4375M	11, 12, 14, 16, 18
		1062		8, 10, 11, 12, 13, 14, 15, 16, 17, 18, 19, 21, 22, 24
			1930	8 x 10 , 11 x 13 , 12 x 14 , 17 x 19
		1/4"	1025H	H2, H2.5, H3, H4, H5, H6, H7, H8, H10
		1/4"	1025M	M4, M5, M6, M8, M10
		1/4"	1025T	T15, T20, T25, T27, T30, T40, T45, T50
			1421	PH1 x 80 , PH2 x 100
			1422	5.5 x 125 , 6.5 x 150
			4771G	477110G



**KING TONY**

*Enjoy your work*

			
		2771G	277155G
		6111	611107
		2178DF	2178DF
		3611R	361108
		2221	75, 150 mm
		2571	257145
		4572	457210
		4251	125, 250 mm
		2792	2792
		4791	4791
		4223	50 mm
		212826	212826
	 	2141*	2141