























934016MED4



M EVAWAVE Tools set for trolley - 166 pcs

Weight (kg) : 22.87

		Series	Content
		78110S	7811400S
			
			92529MRE
		 2335M	4, 4.5, 5, 5.5, 6, 7, 8, 9, 10, 11, 13, 14
		 2235M	4, 5, 5.5, 6, 7, 8, 9, 10, 11, 13, 14
		 2755G	275555G
		 2221	222102, 222104 (55, 100 mm)
		 2792	2792
		  2142	2142
		  2813	2813
			

94138PRE

1/2"
4033
T20, T25, T27, T30, T40, T45, T50, T55, T60

1/2"
4035
H4, H5, H6, H7, H8, H10, H12, H14, H17

94333MRE

1/2"
4335M
8, 9, 10, 11, 12, 13, 14, 15, 16, 17, 18, 19, 20, 21, 22, 23, 24, 25, 26, 27, 28, 29, 30, 32

1/2"
4572
457212 (300 mm)

1/2"
4755G
475510G

1/2"
4452F
445215F (375 mm)

1/2"
4791
4791

1/2"
4251
75, 125, 250 mm

1/2"
4635
16, 20.8 mm





















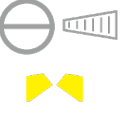

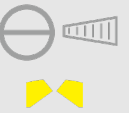




912D26MRE

1062
6, 7, 8, 9, 10, 11, 12, 13, 14, 15, 16, 17, 18, 19, 20, 21, 22, 23, 24, 25, 26, 27, 28, 29, 30, 32

91112MRE

1900
6x7, 8x9, 10x11, 12x13, 14x15, 16x17, 18x19, 20x22, 21x23, 24x27, 25x28, 30x32

920119MRE

		1120MR	H1.5, H2, H2.5, H3, H4, H5, H6, H8, H10
		1147R	T10H, T15H, T20H, T25H, T27H, T30H, T40H, T45H, T50H
		3204	3204
			
990319PRE			
		1422	3 x 75, 4 x 100, 5.5 x 125, 6.5 x 150, 8 x 175
		1427	T10H x 75, T15H x 75, T20H x 100, T25H x 100, T27H x 100, T30H x 125, T40H x 150
		1421	PH0 x 60
		1428	PZ1x100, PZ3x150
		762G	22
		764G	ø4, ø5, ø6
			
940209GPE			
		6516A	651610A
		6336A	633608A
		6318A	631808A
		68SS	68SS07
		68HB	68HB07
		68HS	68HS07
		68SB	68SB07



KING TONY

Enjoy your work



6116A

611607A



6236A

623607A