

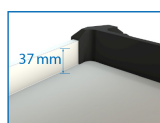



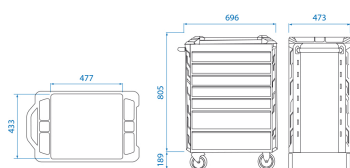
## 87SQ316BABK




### SQUAD model D Tool trolley - 6 drawers

\* RFS - Risk-Free System

- Opening of one drawer at a time to avoid tilting risks (RFS)
- Dynamic top cover
- Stainless steel worktop
- Structure strengthen
- Stylish ABS bumpers
- Aluminum drawer handle
- Central key lock
- 100% pull out drawer with auto-return
- Maximum load weight 500 kg
- Drawers maximum load weight: large 35 kg - small 30 kg
- TPR high performance casters (127 x 50,8 mm)
- Additional space for accessories



	Drawer Size (mm)	Total size excluding wheels (mm)	Total size including wheels (mm)	Body metal sheet thickness (mm)	Drawers metal sheet thickness (mm)	Weight (kg)
87SQ316BABK	570 x 380 x 70 (3) 570 x 380 x 150 (3)	696 x 473 x 805	696 x 473 x 994	1	0.8	65