


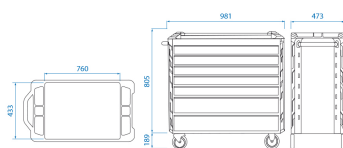
## 87SQ337BABK




### XL SQUAD model D+ Tool trolley - 7 drawers

\* RFS - Risk-Free System

- Opening of one drawer at a time to avoid tilting risks (RFS)
- Extra large drawers 850 x 380 mm
- XL stainless steel worktop
- Structure strengthen
- Stylish ABS bumpers
- Aluminum drawer handle
- Central key lock
- 100% pull out drawer with auto-return
- Maximum load weight 700 kg
- Drawers maximum load weight: large 35 kg - small 30 kg
- TPR high performance casters (127 x 50,8 mm)
- Additional space for accessories



	Drawer Size W x D x H (mm)	Total size excluding wheels W x D x H (mm)	Total size including wheels W x D x H (mm)	Body metal sheet thickness (mm)	Drawers metal sheet thickness (mm)	Weight (kg)
87SQ337BABK	850 x 380 x 70 (5) 850 x 380 x 150 (2)	981 x 473 x 805	981 x 473 x 994	1	1	85