

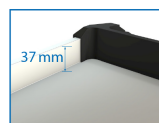

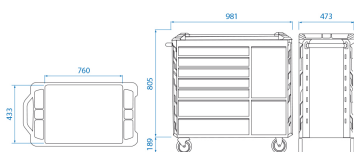
## 87SQ3210BABK




### XL SQUAD model Dx Tool trolley - 10 drawers

\* RFS - Risk-Free System

- Opening of one drawer at a time to avoid tilting risks (RFS)
- XL stainless steel worktop
- Dynamic top cover
- Structure strengthen
- Stylish ABS bumpers
- Aluminum drawer handle
- Central key lock
- 100% pull out drawer with auto-return
- Maximum load weight 700 kg
- Drawers maximum load weight: large 35 kg - small 30 kg
- TPR high performance casters (127 x 50,8 mm)
- Additional space for accessories



	Drawer Size (mm)	Compartment size (mm)	Total size excluding wheels (mm)	Total size including wheels (mm)	Body metal sheet thickness (mm)	Drawers metal sheet thickness (mm)	Weight (kg)
87SQ3210BA BK	570 x 380 x 70 (7) 570 x 380 x 150 (1)	270 x 380 x 380 (1) 270 x 380 x 280 (1)	981 x 473 x 805	981 x 473 x 994	1	0.8	103