

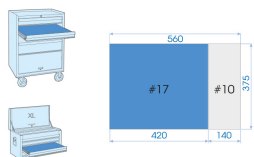
## 945VE02MRV
















### **M** 32 PC. 1/2" DR. VDE Insulated Socket Set for Tool Trolley

Weight (kg) : 3.96

■ #17 (420 x 375 mm)



		Series	Content
		<b>1/2"</b>	4025VE H4, H5, H6, H8, H10
		<b>1/2"</b>	4035VE H4, H5, H6, H8, H10
		<b>1/2"</b>	4251VE 5, 10
		<b>1/2"</b>	4335VE 8, 10, 11, 12, 13, 14, 15, 16, 17, 18, 19, 20, 21, 22, 24, 27, 30, 32
		<b>1/2"</b>	4178VE 4178VE08
		<b>1/2"</b>	4771VE 4771VE10