

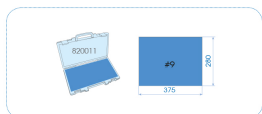
955VE01MRV




















M 38 PC. 1/4"+3/8" DR. VDE Insulated Socket Set for Tool Trolley

Weight (kg) : 2.56

■ #9 (280 x 375 mm)



		Series	Content
		1/4"	2035VE H3, H4, H5, H6
		1/4"	2221VE 4, 6
		1/4"	2335VE 5, 6, 7, 8, 9, 10, 11, 12, 13, 14
			3025VE H8 , H10
		3/8"	3221VE 6, 10
			3235VE 8, 10, 12, 14
		3/8"	3335VE 10, 11, 12, 13, 14, 15, 16, 17, 18, 19
		1/4"	2178VE 2178VE05



KING TONY

Enjoy your work



1/4"

2771VE

2771VE55



3/8"

3178VE

3178VE08



3/8"

3771VE

3771VE08