





## 94221MRE



### **M** 1/2" Long Metric socket EVAWAVE set - 21pcs

Weight (kg) : 3.92

■ #9 (280 x 375 mm)

	Series	Content
		<div> <div>1/2"</div> <div>4230M</div> <div>8, 9, 10, 11, 12, 13, 14, 15, 16, 17, 18, 19, 21, 22, 24, 27, 30, 32, 33, 34, 36</div> </div>