


94333MRE

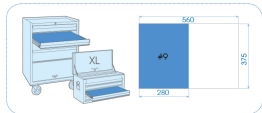
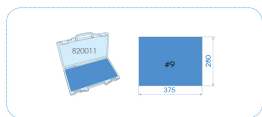



















M Vassoio EVAWAVE di chiavi a bussola ed accessori 1/2" metriche - 33 pezzi

Contenitore vuoto : EF4333

Peso (kg) : 5.3

■ #9



|  | | Series | Content |
|---|---|--|---|
|  |  |  1/2" | 4335M 8, 9, 10, 11, 12, 13, 14, 15, 16, 17, 18, 19, 20, 21, 22, 23, 24, 25, 26, 27, 28, 29, 30, 32 |
|  |  | | 4572 457212 (300 mm) |
|  |  | | 4755G 475510G |
|  |  | | 4452F 445215F (375 mm) |
|  |  | | 4791 4791 |
|  |  | | 4251 75, 125, 250 mm |
|  |  |  1/2" | 4635 16, 20.8 mm |



KING TONY

Enjoy your work