




















## 995156MRE



Vassoio EVAWAVE di chiavi maschio, chiavi a bussola a giravite 1/2" ed inserti di avvitatura 1/4" - 56 pezzi

- #11
- Dimensioni speciali per i cassetti delle cassettiere modulari 874516BA



		Series		Content
		1/2"	4033	T20, T25, T27, T30, T40, T50, T55, T60, T70
		1/2"	4035	H4, H5, H6, H7, H8, H10, H12, H14, H17, H19
			1147R	T10H, T15H, T20H, T25H, T27H, T30H, T40H, T45H, T50H
	 		1120MR	H1.5, H2, H2.5, H3, H4, H5, H6, H7, H8
		1/4"	1025P	PH1, PH2, PH3
		1/4"	1025Z	PZ1, PZ2
		1/4"	1025T	T10, T15, T20, T25, T27, T30, T40
		1/4"	1025H	H3, H4, H5, H6



**KING TONY**

*Enjoy your work*



2142

2142