














## 2515MR

**M** Serie di chiavi a bussola ed accessori  
1/4" - 15 pezzi

Peso (kg) : 0.26

- Criccheto portainseri su montatura di plastica



	Series		Content
	 	276A	276A04G
	 	2335M	5 , 5.5 , 6 , 7 , 8
	 	1025P	PH1 , PH2
	 	1025T	T10 , T15 , T20



1025H

H3 , H4 , H5 , H6