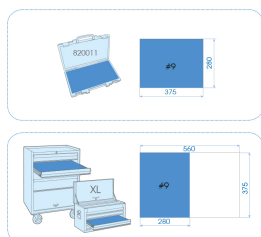



















4527MRE01



M Cassetta di chiavi a bussola 1/2" esagonali metriche ed accessori - 27 pezzi

Cassetta vuota : 820011K
 EVAWAVE vuota : EF452701
 Dimensioni L x l x h (mm) : 422 x 372 x 92
 Peso (kg) : 6.11

- Bussole - Esagonale
- Metrico
- Cricchetto con angolo di ripresa 5°
- Cassetta in plastica 820011K
- EVA #9 (375 x 280 mm)

		Series	Content
			4335M 8, 9, 10, 11, 12, 13, 14, 15, 16, 17, 18, 19, 21, 22, 23, 24, 27, 29, 30, 32
			4755G 475510G
			4572 300 mm
			4452F 375 mm
			4251 125, 250 mm
			4791 4791
			4581 250 mm
		820011K	820011K



KING TONY

Enjoy your work