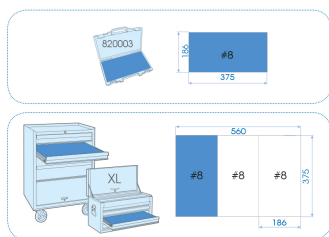




















## 7555MRE10

















**M** Cassetta di chiavi a bussola 1/4" e 1/2" esagonali, metriche ed accessori - 55 pezzi

Cassetta vuota : 820003K  
 EVAWAVE vuota : EF7555  
 Dimensioni L x l x h (mm) : 389 x 230 x 66  
 Peso (kg) : 3.8

- Metrico
- Bussole - Esagonale
- Nottolini 1/4" e 1/2" con angolo di ripresa 5°
- Cassetta in plastica 820003K
- EVA #8 (375 x 186 mm)

		Series		Content
		1/4"	2335M	5.5, 6, 7, 8, 9, 10, 11, 12, 13, 14
		1/2"	4335M	10, 11, 12, 13, 14, 15, 16, 17, 18, 19, 21, 22, 24, 27, 30, 32
		1/4"	1025S	4.5, 6.5, 8
		1/4"	1025P	PH1, PH2, PH3
		1/4"	1025Z	PZ1, PZ2, PZ3
		1/4"	1025U	T10H, T15H, T20H, T25H, T27H, T30H, T40H
		1/4"	1025H	3, 4, 5, 6, 7
			4755G	475510G

		2221	55, 100
		4223	125
		2755G	275555G
		2178DF	2178DF
		2792	2792
	 	2142	2142
		820003K	820003K