




4795



1/2" T-wrench with square driver

- Quadro conduttore 1/2"
- Cardanico incorporato
- Finizione cromata



	Attacco quadro	L (mm)	l (mm)	Peso (g)
479518	1/2"	460	200	567
479536	1/2"	900	200	1000