


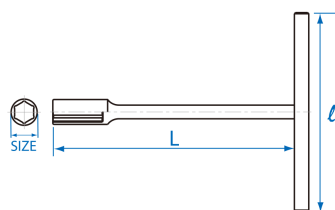
## 1184M




### **M** Chiave a T per bussole per candelle integrate

DIN 475

- Finizione cromata
- 6 Lati
- Metrico



	Dimensioni (mm)	L (mm)	l (mm)	Peso (g)
118406M	6	190	120	59
118407M	7	190	120	77
118408M	8	300	200	306
118409M	9	300	200	306
118410M	10	300	200	317
118411M	11	300	200	323
118412M	12	300	200	326
118413M	13	300	200	333
118414M	14	300	200	344
118417M	17	300	250	599