

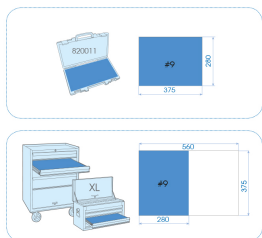
## 4532MRE10





















**M** Cassetta di chiavi a bussola 1/2" esagonali metriche ed accessori - 32 pezzi

Peso (kg) : 6.34  
 Cassetta vuota : 820011K (422 x 372 x 92 mm)

■ EVA #9 (375x280mm)



		Series	Content
		 4335M	8, 9, 10, 11, 12, 13, 14, 15, 16, 17, 18, 19, 20, 21, 22, 23, 24
		 4235M	10, 13, 16, 17, 18, 19, 21, 22, 24
		4773GS	477310GS
		4791	4791
		4572	457212 (300 mm)
		4251	425105 (125 mm), 425110 (250 mm)
		4453F	445315F (375 mm)
		820011K	820011K



**KING TONY**

*Enjoy your work*