

4546MRE02
















M Cassetta di chiavi a bussola 1/2" esagonali metriche ed accessori - 46 pezzi

Peso (kg) : 7.14
 Cassetta vuota : 820011K (422 x 372 x 92 mm)

■ EVA #9 (375x280mm)



		Series	Content
		1/2"	4335M 8, 9, 10, 11, 12, 13, 14, 15, 16, 17, 18, 19, 20, 21, 22, 23, 24
		1/2"	4023 T20, T25, T27, T30, T40, T45, T50, T55, T60
		1/2"	4025 H4, H5, H6, H7, H8, H10, H12, H14, H17, H19
		1/2"	4026 M8, M10, M12, M14
	1/2"	4773GS	477310GS
	1/2"	4791	4791
	1/2"	4572	457212 (300 mm)
	1/2"	4251	425105 (125 mm), 425110 (250 mm)



1/2"

4453F

445315F (375 mm)



820011K

820011K