

93523MR01

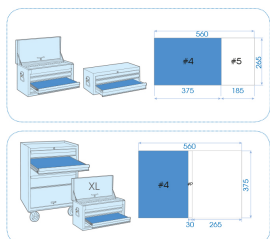













M Thermogevormde dopsleutelset en accessoires 3/8" metrisch - 22 dlg

Afmetingen L x B (mm) : 375x265

Gewicht (kg) : 1.4

■ #4



		Series	Content
		3/8"	3335M 6, 7, 8, 9, 10, 11, 12, 13, 14, 15, 16, 17, 19, 20, 21, 22
			3769P 376908P
			3452F 200 mm
			3571 200 mm
			3792 3792