

## 94319MR01








**M** Thermogevormde dopsleutelset en accessoires 1/2" metrisch - 20 dlg



Lege verpakking : 8494319MR01  
 Afmetingen L x B (mm) : 460x105  
 Gewicht (kg) : 2.5  
 BOX/CTN : 1/8

■ #0



		Series	Content
		<b>1/2"</b>	4335M 10, 11, 12, 13, 14, 15, 16, 17, 18, 19, 20, 21, 22, 23, 24, 27, 30, 32
		<b>1/2"</b>	4755G 475510G
		<b>1/2"</b>	4791 4791