


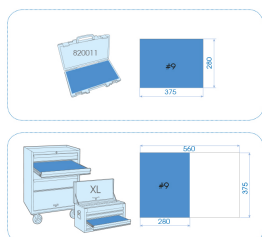
## 92562MRE


















































**M** Inlegbakje uit EVAWAVE hoge dichtheidsschuim met 1/4" Dopsleutel metrisch en accessoires - 62 dlg

Lege verpakking : EF2562  
 Gewicht (kg) : 1.6

■ #9



|  |   | Series  | Content  |
|---|---|---|--|
|  |    |  | 2335M 3.2, 4, 5, 5.5, 6, 7, 8, 9, 10, 11, 12, 13, 14 |
|  |    |  | 2235M 4, 4.5, 5, 5.5, 6, 7, 8, 9, 10, 11, 12, 13, 14 |
|  |   |   | 2813 2813  |
|  |    |   | 2792 2792  |
|  |   |   | 2142 2142  |
|  |    |   | 213312DF 2133NU                                      |
|  |    |   | 2781P 278106P  |
|  |    |   | 2178DF 2178DF  |

|   |   |   |        |  |
|---|---|---|--------|--|
|  |  |  | 752    | 75260                                    |
|  |  |  | 770    | 25mm                                     |
|  |  |  | 1025P  | PH1, PH2, PH3                            |
|  |  |  | 1025Z  | PZ1, PZ2, PZ3                            |
|  |  |  | 1025H  | H3, H4, H5, H6                           |
|  |  |  | 1025S  | 3.0, 4.0, 5.0, 6.0                       |
|  |  |  | 1025T  | T10, T15, T20, T25, T27, T30, T40        |
|  |  |  | 1025U  | T10H, T15H, T20H, T25H, T27H, T30H, T40H |
|  |  |   | 2773GS | 277355GS                                 |